
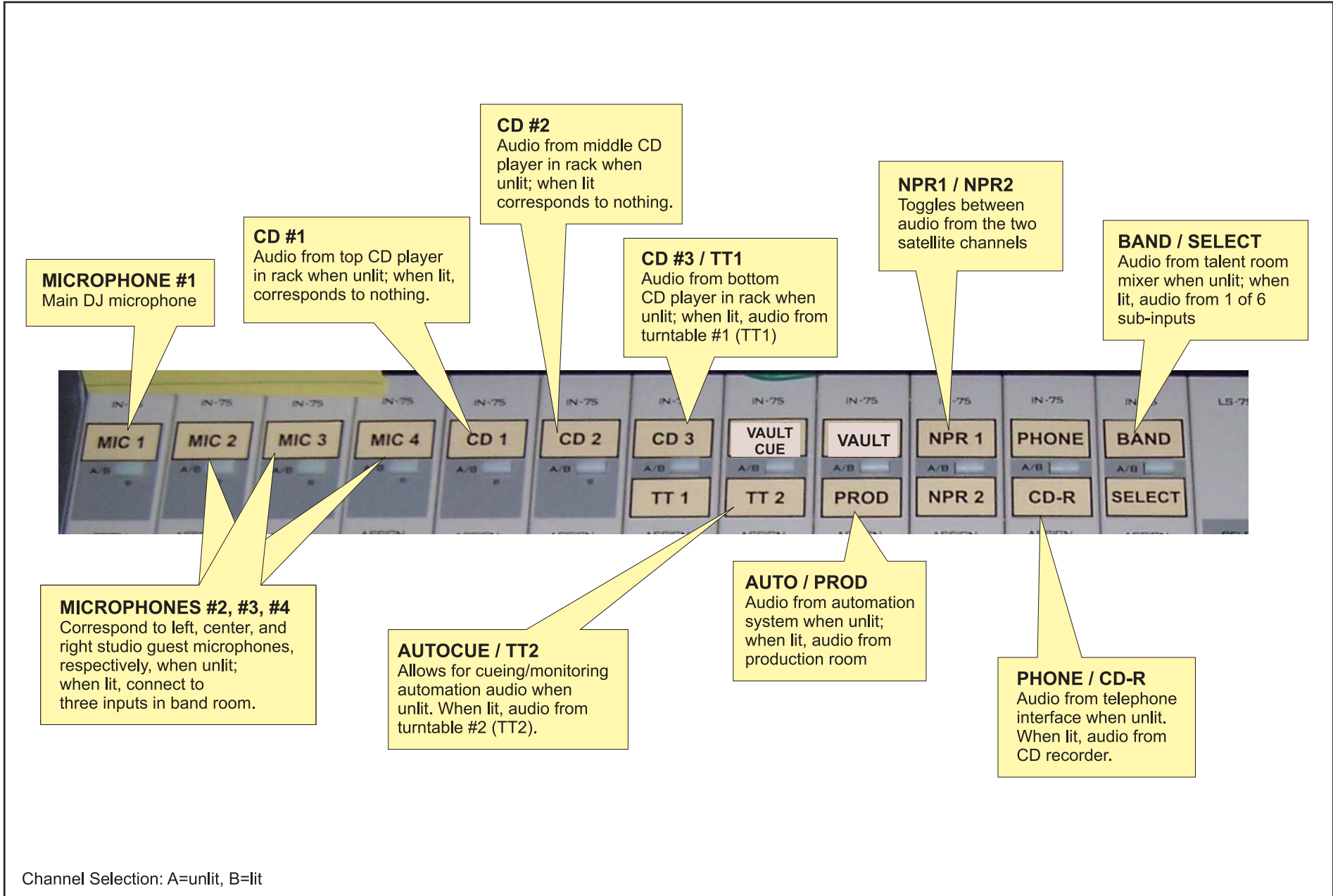



# NORMALIZED MIXING BOARD



# MIXER INPUT CHANNELS



# MIXER INPUT CHANNEL CLOSEUP



## INPUT SELECTION

Top (A) input when unlit;  
bottom (B) input when lit

## SELECTION OF OUTPUT ASSIGNMENT(S)

Choose up to five options:  
program, audition, aux, utility, cue

## PROGRAM

Sends audio source to broadcast

## AUDITION

Sends audio source to CD, mini-disk, and Audio-Vault recorders

## AUXILIARY

Additional audio send; no hard-wired destination

## UTILITY

Sends audio source to telephone interface

## CUE

Sends audio source to  
mixing board cue speaker and  
right headphone channel

## SLIDE FADER

Adjusts audio source  
output volume

## CHANNEL "ON" SWITCH

Autostarts cued CD players;  
does not autostart turntables

## CHANNEL "OFF" SWITCH

Deactivates channel

# METERING / OUTPUT ROUTING

## RIGHT METER SELECTION CHANNEL

Allows user to monitor audio from one of several channels in right VU Meter; automatically monitors cue send when cue button is selected on any input channel.

## CONTROL ROOM AUDIO OUTPUT

Routing and levels for DJ headphones, control room and cue speakers.

## TALENT ROOM AUDIO OUTPUT

Routing and levels for talent room audio and talk-back function.

## VU METERING

Assigns air broadcast signal to right VU meter when "1" is selected; "2" is unused.

## EXTERNAL AUDIO SOURCE

When "1" is selected, assigns air broadcast signal to headphones and speakers in control and talent rooms, respectively; "2" is unused.

Additional audio source selection for right-most input channel.

## SWITCHED METER SELECT

Allows user to monitor one audio send (AUD, AUX, or UTIL) in right VU meter.

Routes audio sends (PGM, AUD, AUX, or UTIL) to headphones and speakers in control and talent rooms, respectively.

## CUE LIGHT

Red light is on when any input channel cue button is selected. Overrides input source on right VU meter when lit.

## TB VOLUME POT

Sets talk-back volume from control room to talent room.

## CUE VOLUME POT

Sets volume of cue speaker on mixing board.

## HDPN VOLUME POT

Sets volume for DJ headphones.

## STUDIO VOLUME POT

Sets volume of studio headphones.

## CR VOLUME POT

Sets volume for control room monitor speakers.

## TB BUTTON

Press and hold to talk to people in talent room through MIC 1.

